

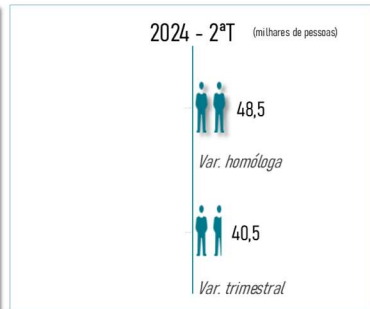
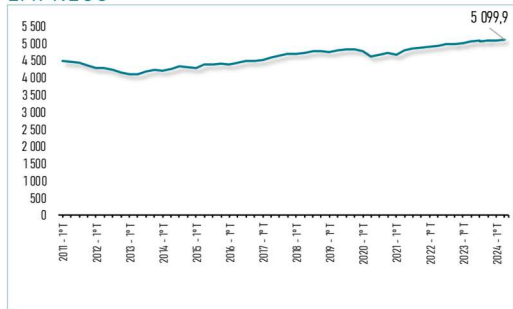


Emprego - 2024 - 2º Trimestre

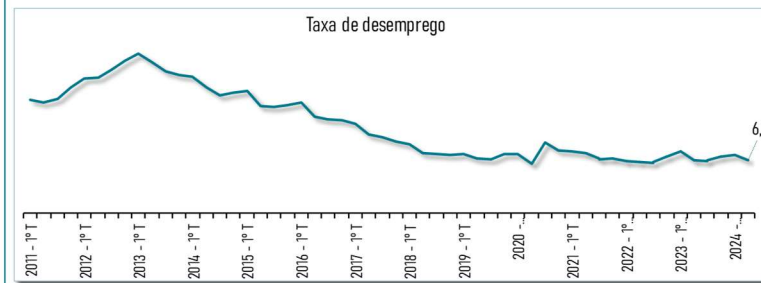
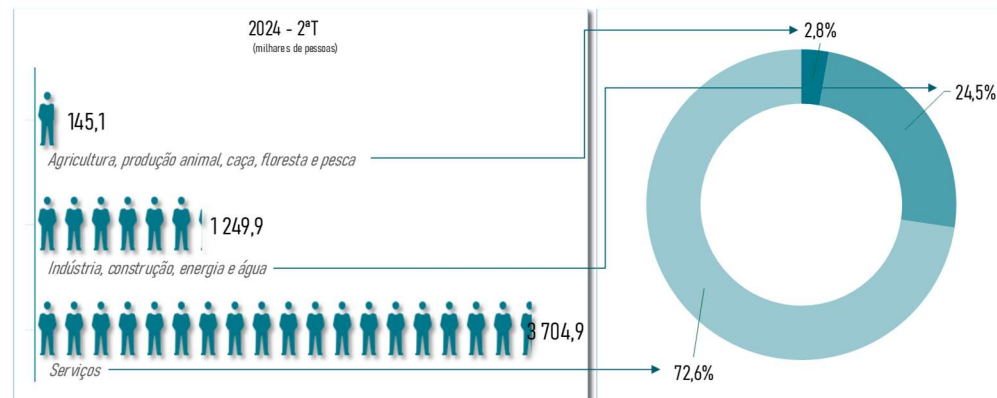
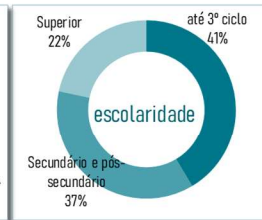
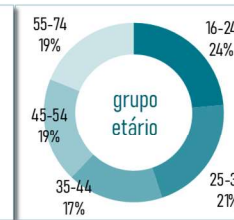
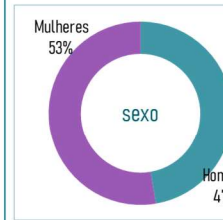
	PORTUGAL	NORTE	CENTRO	OESTE e VALE TEJO	GRANDE LISBOA	PENÍNSULA SETÚBAL	ALENTEJO	ALGARVE	RA AÇORES	RA MADEIRA
População total (16 e mais anos) (x 1000)	9 187,5	3 202,5	1 486,7	741,1	1 797,7	707,2	410,7	414,2	204,4	223,1
População ativa (x 1000)	5 431,9	1 878,3	834,5	416,1	1 131,8	427,2	236,0	249,7	124,6	133,7
População empregada (x 1000)	5 099,9	1 759,3	791,0	391,4	1 059,8	393,1	223,7	237,2	117,7	126,7
Agricultura, produção animal, caça, floresta e pesca	145,1	47,3	26,2	20,5	0,0	0,0	25,5	8,4	7,6	3,3
Indústria, construção, energia e água	1 249,9	561,8	240,4	106,3	150,6	68,6	49,5	34,2	19,5	18,8
Serviços	3 704,9	1 150,2	524,4	264,6	905,9	321,4	148,7	194,6	90,6	104,6
População desempregada (x 1000)	332,0	119,0	43,5	24,7	71,9	34,1	12,3	12,6	6,8	7,0
Taxa de desemprego (%)	6,1	6,3	5,2	5,9	6,4	8,0	5,2	5,0	5,5	5,2
População inativa (16 e mais anos) (x 1000)	3 755,6	1 324,2	652,2	325,0	665,9	280,0	174,6	164,4	79,9	89,4

Fonte: GPP, a partir de Inquérito Emprego, INE

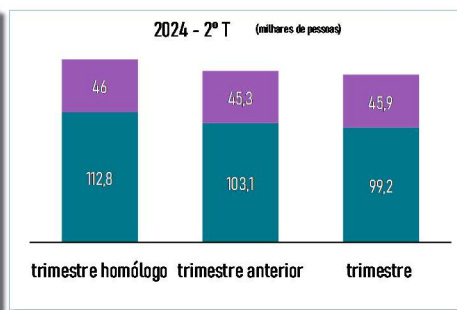
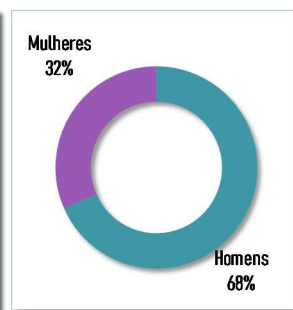

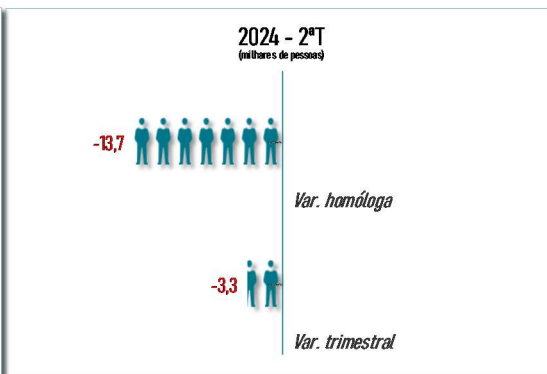
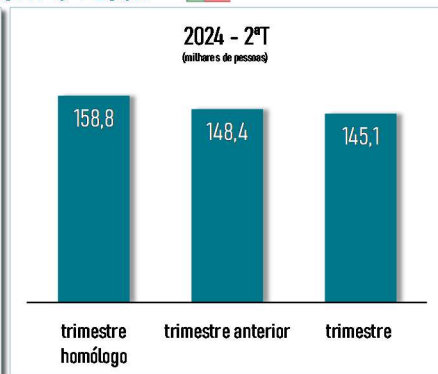
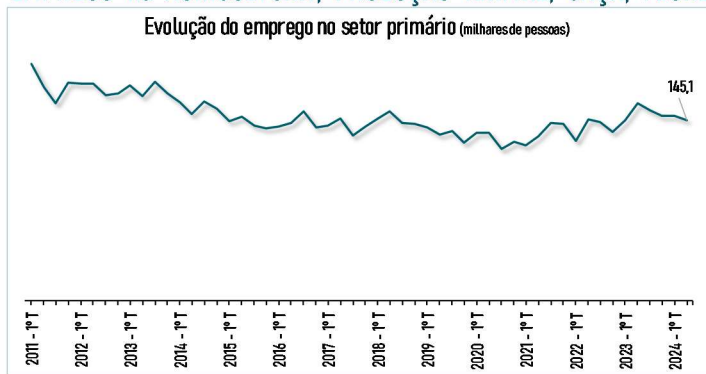
EMPREGO



DESEMPREGO

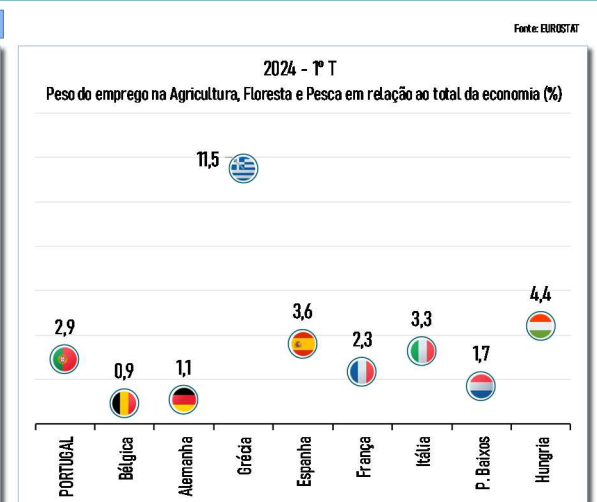
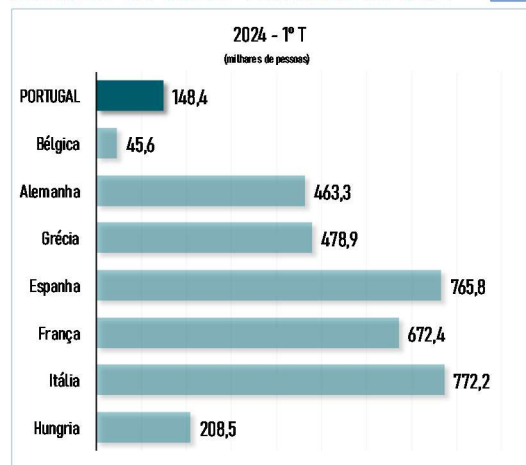


EMPREGO na AGRICULTURA, PRODUÇÃO ANIMAL, CAÇA, FLORESTA e PESCA



	2024 - 2ºT
Taxa de variação homóloga	-12,1% ▼
Taxa de variação trimestral	-0,2% ▼
	-3,8% ▼
	1,3% ▲

EMPREGO no SETOR PRIMÁRIO na UE27



EMPREGO nos SETORES SECUNDÁRIO e TERCIÁRIO

